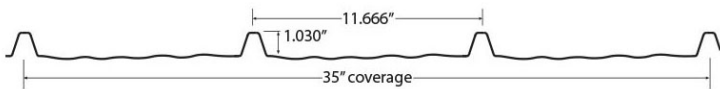




RX-4 Panel

Crafted For The Professional To Last A Lifetime



Summary

Ramco's RX-4 panel is suited for roofing & siding applications. The exposed fastener panel offers a high end residential look.

Panel Specifications

Thickness

- ✓ 28 Gauge Steel - .0157" Before Paint .0176" After Paint
- ✓ Full Hard 88,000 PSI Min

Rust Protection

- ✓ AZ50 Galvalume Substrate

Paint System

- ✓ Sherwin Williams Weather XL

Sizing

- ✓ 35" Coverage with 1.030" Rib Height
- ✓ Minimum Slope: 3/12

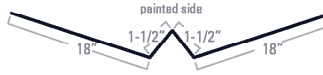


Trims

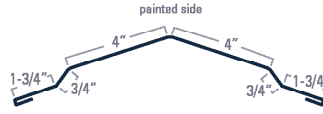
RX-4



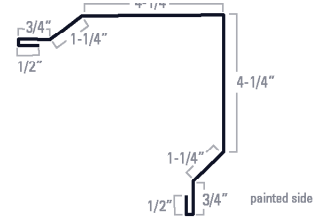
VALLEY TRIM



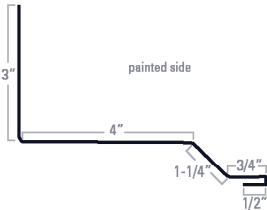
WIDE VALLEY TRIM



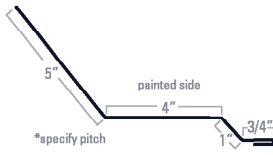
RIDGE CAP



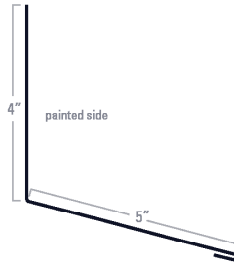
OUTSIDE CORNER RAKE



SIDEWALL



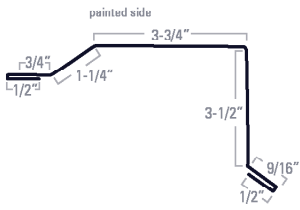
END WALL



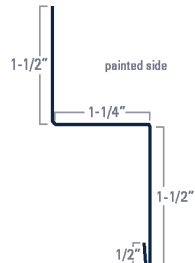
DENVER ENDWALL



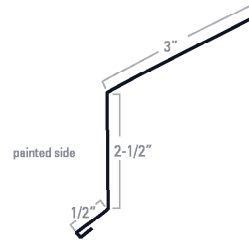
FLATSHEET



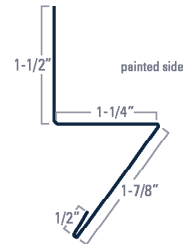
RESIDENTIAL RAKE



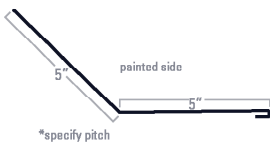
DOUBLE ANGLE



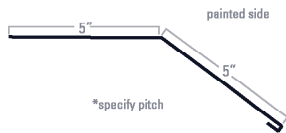
RESIDENTIAL EAVE



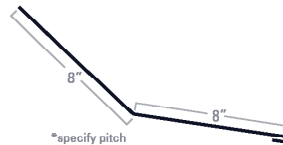
RAT GUARD



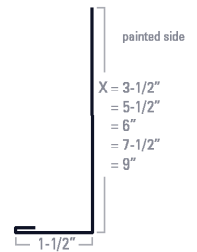
LOWER GAMBREL



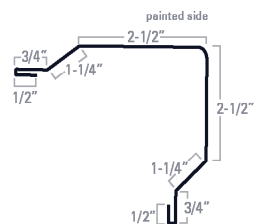
UPPER GAMBREL



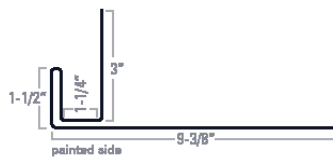
TRANSITION TRIM



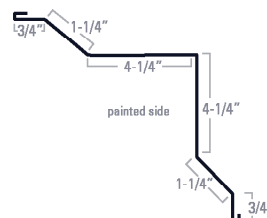
SINGLE ANGLE



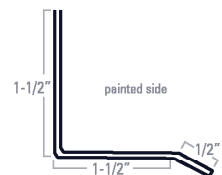
MINI CORNER/RAKE



OVERHEAD DOOR JAMB



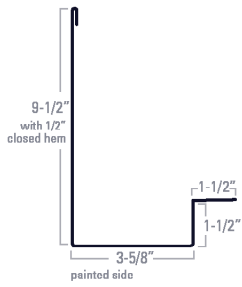
INSIDE CORNER



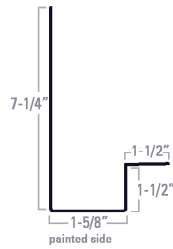
DOUBLE BENT DRIP CAP

Trims

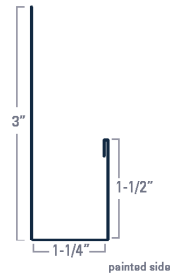
RX-4



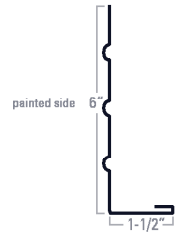
DJ8 WIDE JAMB TRIM



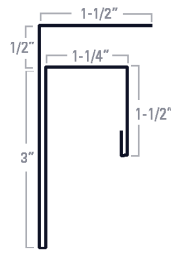
DJ8 JAMB TRIM



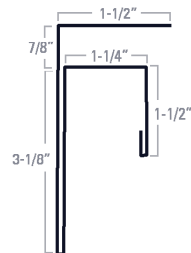
J-TRIM



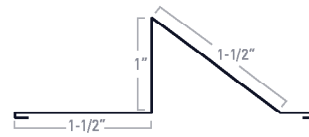
BEADED FASCIA



F&J FOR SOFFIT



F&J FOR PANEL



SR STANDARD RAIL