



Board and Batten

Crafted For The Professional To Last A Lifetime



Summary

The Board and Batten panel is a concealed fastener panel that takes place of historically wooden siding, but now boasts the longevity of metal.

Panel Specifications

Thickness

- ✓ 28 Gauge Steel - .0157" Before Paint .0176" After Paint
- ✓ Full Hard 88,000 PSI Min

Rust Protection

- ✓ AZ50 Galvalume Substrate

Paint System

- ✓ Sherwin Williams Weather XL

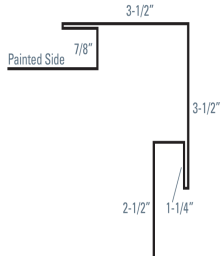
Sizing

- ✓ 10" Coverage with 3/4" Rib Height

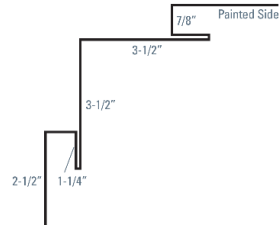


Trims

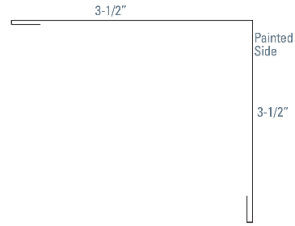
Board and Batten



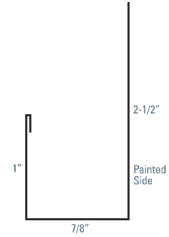
Outside Corner



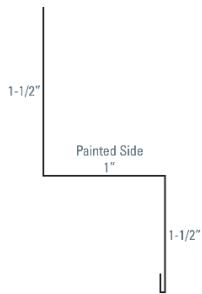
Inside Corner



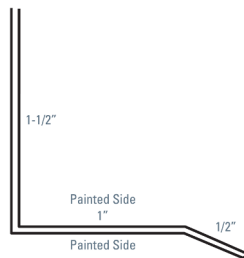
Open Hem Corner



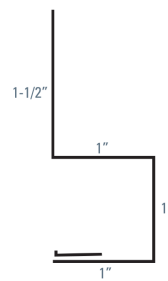
J-Trim



Double Angle



Drip Cap 1"



Square Base Trim



Utility Trim



Panel Cap